



# Club Health Assessment for District 202 D through June 2018

Club Number	Club Name	Charter Date	Status	Membership							Reports					Finance	LCIF
				Current Member Count	YTD Members Added	YTD Members Dropped	YTD Net Growth	YTD Net Growth%	Member Count 12 Months Ago	Avg. length of service for dropped members	Months Since Last MMR ***	Yrs. Since Last Officer Report	President Rotation	Vice President Reported	Months Since Last Activity Report ***	Account Balance	Donations for current Fiscal Year
			Number of times on status quo within last two years	If below 15 members appears				If net loss is greater than 20% appears			If no report in 3 months appears in red	When more than one year appears in	Number of repeat terms	Notes the If no report in 12 months do not have appears in an active			
<b>Clubs more than two years old</b>																	
23244	ASHHURST POHANGINA	10/26/1971	Active	36	3	3	0	0.00%	36	11	0			N	MC,SC	8	\$246.46
23245	BELL BLOCK DISTRICTS	05/17/1972	Active	25	3	3	0	0.00%	25	28	0			N	M,MC,SC	2	\$208.30
	Exc Award (.06/30/16)																
52304	BELL BLOCK PUKETAPU	12/17/1991	Active	20	2	6	-4	-16.67%	24	6	0			N	VP,MC,SC	0	\$105.60
31079	COLYTON-BUNNYTHORPE	07/10/1975	Active	50	6	2	4	8.70%	46	3	0			N	MC,SC	0	\$181.16
	Exc Award (.06/30/17,06/30/16)																
23247	ELTHAM	10/13/1970	Active	37	1	1	0	0.00%	37	4	0			N	MC,SC	1	\$359.71
	Exc Award (.06/30/17,06/30/16)																
23248	FEILDING	12/14/1961	Active	31	2	2	0	0.00%	31	20	0				VP,MC,SC	0	
53018	FEILDING KOWHAI	05/05/1992	Active	18	0	5	-5	-21.74%	23	18	1		2	N	P,M,MC,SC	0	
34474	FEILDING MANCHESTER	09/20/1977	Active	36	4	1	3	9.09%	33	6	0			N	M,SC	1	\$211.27
23249	FOXTON	12/16/1965	Active	19	0	0	0	0.00%	19		1		2	N	VP,MC,SC	0	
	Exc Award (.06/30/17)																
53041	FOXTON TE AWAHOU	05/01/1992	Active	19	1	4	-3	-13.64%	22	9	0		2	N	T,MC,SC	0	
52903	HAWERA MT VIEW	04/21/1992	Active	27	3	4	-1	-3.57%	28	1	0				T,M,VP,MC,SC	0	\$202.90
23251	HUNTERVILLE	05/15/1967	Active	38	0	0	0	0.00%	38		19				T,VP,MC,SC	24+	
23252	INGLEWOOD	05/02/1967	Active	39	5	4	1	2.63%	38	9	1			N	P	0	\$972.22
23253	KAIRANGA	06/15/1973	Active	48	3	2	1	2.13%	47	17	0			N	MC,SC	0	\$362.32
	Exc Award (.06/30/17)																
23255	KAPONGA	03/29/1972	Active	37	6	2	4	12.12%	33	4	0			N	M,MC,SC	0	\$1792.84
23257	MANAIA DISTRICT L C	11/04/1969	Active	15	3	4	-1	-6.25%	16	6	1		2		S,M,VP,MC,SC	13	\$158.27
23259	MARTON	03/24/1964	Active	33	5	0	5	17.86%	28		0		2	N	T,VP,MC,SC	8	\$105.60
123075	New Plymouth Koru	09/04/2014	Active	25	10	2	8	47.06%	17	3	0				MC,SC	8	\$97.22
41211	NEW PLYMOUTH PAKEKE	04/02/1982	Active	38	2	8	-6	-13.64%	44	10	0			R	MC,SC	0	
36405	NORMANBY & DISTRICTS L C	12/20/1978	Active	41	1	3	-2	-4.65%	43	10	0			N	T,VP,SC	0	\$643.76
	Exc Award (.06/30/17,06/30/16)																





# Club Health Assessment for District 202 D through June 2018

			Status	Membership							Reports					Finance		LCIF
Club Number	Club Name	Charter Date		Current Member Count	YTD Members Added	YTD Members Dropped	YTD Net Growth	YTD Net Growth%	Member Count 12 Months Ago	Avg. length of service for dropped members	Months Since Last MMR ***	Yrs. Since Last Officer Report	President Rotation	Vice President Reported	Months Since Last Activity Report ***	Account Balance	Donations for current Fiscal Year	
			Number of times on status quo within last two years	If below 15 members appears				If net loss is greater than 20% appears			If no report in 3 months appears in red	When more than one year appears in	Number of repeat terms		Notes the If no report in 12 months do not have appears in an active			
23263	OKATO	05/10/1970	Active	30	2	6	-4	-11.76%	34	11	0		None	N	P,T,MC,SC	0		\$208.30
23264	OPUNAKE	10/10/1968	Active	26	0	3	-3	-10.34%	29	5	0			N	M,MC,SC	0		\$359.71
52904	OPUNAKE LAKESIDE	04/20/1992	Active	20	2	5	-3	-13.04%	23	14	0			N	VP,MC,SC	0		\$173.61
116939	PALMERSTON NORTH EVOLVE	05/21/2012	Cancelled(8*)	0	0	0	0	0.00%	0		11	1	None	N		23	90+ Days	
31171	PALMERSTON NORTH FITZHERBERT	09/08/1975	Active	23	4	3	1	4.55%	22	12	0			N	MC,SC	0		\$272.51
53495	PALMERSTON NORTH HEARTLAND Exc Award (.06/30/16)	07/01/1992	Active	35	0	3	-3	-7.89%	38	4	0				M,MC,SC	0		\$465.79
23269	PALMERSTON NORTH MID DISTRICT	10/22/1968	Active	56	2	2	0	0.00%	56	12	0			N	MC,SC	2		
48732	PALMERSTON NORTH PAPAIOEA ROSE CITY	06/22/1988	Active	16	3	3	0	0.00%	16	6	0				P,T,MC,SC	0		\$123.19
23270	PATEA	09/30/1969	Active	12	0	1	-1	-7.69%	13	6	2		3		P,M,VP,MC,SC	7		\$138.88
37181	RAHOTU-PUNGAREHU L C	05/30/1979	Active	22	1	4	-3	-12.00%	25	10	0		4	N	M,MC,SC	24+		\$534.98
23273	RONGOTEA & DISTRICT Exc Award (.06/30/16)	07/03/1968	Active	56	5	3	2	3.70%	54	27	0			N	MC,SC	1		
23274	RUAPEHU LIONS CLUB	08/18/1965	Active	20	2	0	2	11.11%	18		2		2	N	M,VP,MC,SC	3		\$249.58
23276	STRATFORD	11/29/1962	Active	30	2	3	-1	-3.23%	31	15	1			N	MC,SC	0		
34690	TOKO & DISTRICTS L C	11/29/1977	Active	32	0	3	-3	-8.57%	35	18	1			N	MC,SC	17		\$231.88
23280	URENUI AND DISTRICTS	08/31/1972	Active	42	2	1	1	2.44%	41	34	1				MC,SC	1		\$291.61
23282	WAITARA Exc Award (.06/30/16)	12/07/1966	Active	17	2	3	-1	-5.56%	18	14	0			N	VP,MC,SC	5		\$71.94
23283	WANGANUI L C	08/22/1961	Active	40	6	3	3	8.11%	37	28	1				T,VP,MC,SC	10		\$84.51
23285	WAVERLEY	04/06/1967	Active	29	2	2	0	0.00%	29	20	0			N	MC,SC	0		\$359.71

Clubs Cancelled Previous Fiscal Year – Clubs Cancelled within last 12 months may be reinstated

Club Number	Club Name	Charter Date	Current Status*	Cancellation Date
57079	HAWERA SOUTH TARANAKI PAKEKE	06/15/1995	Cancelled(6*)	12/31/2016





## Club Health Assessment for District 202 D through June 2018

			Membership							Reports				Finance		LCIF				
Club Number	Club Name	Charter Date	Status	Current Member Count	YTD Members Added	YTD Members Dropped	YTD Net Growth	YTD Net Growth%	Member Count 12 Months Ago	Avg. length of service for dropped members	Months Since Last MMR ***	Yrs. Since Last Officer Report	President Rotation	Vice President Reported	Months Since Last Activity Report ***	Account Balance	Donations for current Fiscal Year			
			Number of times on status quo within last two years	If below 15 members appears				If net loss is greater than 20% appears			If no report in 3 months appears in red	When more than one year appears in	Number of repeat terms		Notes the If no report in 12 months officers that do not have an active appears in red					
31080	NEW PLYMOUTH EGMONT	07/21/1975	Cancelled(6*)	08/29/2016																
Current Total Clubs Count	YTD New Clubs Count	YTD Cancelled Clubs Count	YTD Net Club Gain	Current Total Members Count	YTD Add	YTD Drop	YTD Net Growth	YTD Net Growth %	Member Count 12 Months Ago	Average Member Count Per Club	% of Clubs with less than 20 members	% No MMR in 3 Months	% No Officer Report in 12 Months	% of Clubs with balance 90+ days	Number of Clubs in Status Quo	% Status Quo Clubs in Financial Suspension	Number of Cancelled Clubs	Average Cancelled Club Age	Members Lost Due to Cancellation	% of Clubs Cancelled for Non-Financial Reasons
37	0	1	-1	1,138	95	104	-9	-0.78%	1,147	31	19%	3%	0%	0%	0	0%	1	68	0	0%

\* - P - Priority Club. Cancellation Reasons: 1-Objectives/conduct, 2-Non-active club, 5-Non-existing club, 6-Disbanding, 7-Merger, 8-Financial Suspension, 9-District/Multiple District Dues.

\*\* - Abbreviation: P-President, S-Secretary, T-Treasurer, M-Member Chairperson, VP-First Vice President, MC-Communications Chairperson, SC-Service Chairperson


\*\*\* - Abbreviation: N/R - Never reported using the Lions Clubs website, N/A - Not applicable, No password registered for the Lions Clubs website.

\*\*\*\* - Abbreviation: N - New, IP - Immediate Past, R - Repeat.





# Club Health Assessment for District 202 E through June 2018

			Status	Membership							Reports					Finance		LCIF
Club Number	Club Name	Charter Date		Current Member Count	YTD Members Added	YTD Members Dropped	YTD Net Growth	YTD Net Growth%	Member Count 12 Months Ago	Avg. length of service for dropped members	Months Since Last MMR ***	Yrs. Since Last Officer Report	President Rotation	Vice President Reported	Months Since Last Activity Report ***	Account Balance	Donations for current Fiscal Year	
			Number of times on status quo within last two years	If below 15 members appears					If net loss is greater than 20% appears		If no report in 3 months appears in red	When more than one year appears in	Number of repeat terms	Notes the If no report in 12 months do not have appears in an active				
<b>Clubs less than two years old</b>																		
133490	Wigram Skies Area	01/09/2018	Active	17	23	6	17	100.00%	0	0	0			VP	0			
<b>Clubs more than two years old</b>																		
43105	AHAURA GREY VALLEY	10/18/1983	Active	22	2	0	2	10.00%	20		0		3	N	P,T,M,VP,MC SC	N/R	\$205.48	
23286	AKAROA AND BAYS L C	12/29/1971	Active	49	4	2	2	4.26%	47	15	0		2		MC,SC	24+	90+ Days \$359.72	
Exc Award (.06/30/16,06/30/17)																		
35627	AMBERLEY DISTRICT L C	05/02/1978	Active	42	12	5	7	20.00%	35	9	0			N	MC,SC	0		
23287	AMURI	06/28/1972	Active	33	2	4	-2	-5.71%	35	20	0			N	VP,MC,SC	0	\$215.80	
53205	Beavertown Blenheim	06/01/1992	Active	45	7	4	3	7.14%	42	1	0			N	MC,SC	0	\$432.61	
Exc Award (.06/30/16)																		
23289	BLENHEIM	02/25/1963	Active	63	5	3	2	3.28%	61	8	0			N	M,MC,SC	0	\$1438.84	
Exc Award (.06/30/17)																		
39203	BLENHEIM PAKEKE	12/29/1980	Active	22	2	1	1	4.76%	21	9	0			N	M,VP,MC,SC	1	\$154.90	
23290	CHEVIOT	12/04/1968	Active	30	6	3	3	11.11%	27	1	0			N	MC,SC	1	\$171.20	
59866	CHRISTCHURCH CHINESE	07/16/1997	Active	22	1	0	1	4.76%	21		0			N	P,M,MC,SC	15	\$215.80	
66350	CHRISTCHURCH CITY BREAKFAST	06/28/2002	Active	10	2	6	-4	-28.57%	14	6	0			R	M,VP,MC,SC	8	\$235.00	
33893	CHRISTCHURCH FERRYMEAD	05/12/1977	Active	28	7	0	7	33.33%	21		0			N	MC,SC	1	\$1406.40	
23291	CHRISTCHURCH HOST	09/30/1959	Active(1)	18	0	2	-2	-10.00%	20	3	0		2	N	VP,MC,SC	1		
Exc Award (.06/30/16)																		
23292	CHRISTCHURCH NORTH	12/07/1966	Active	18	1	3	-2	-10.00%	20	32	0			N	M,MC,SC	24+	\$220.50	
53121	CHRISTCHURCH PEGASUS	05/18/1992	Active	14	0	3	-3	-17.65%	17	9	0			N	VP,MC,SC	10	\$415.40	
48874	CHRISTCHURCH SEAVIEW	08/26/1988	Active	10	0	1	-1	-9.09%	11	9	0		4		M,VP,MC,SC	0	\$80.20	
23293	CHRISTCHURCH SOUTH	02/02/1966	Active	20	0	4	-4	-16.67%	24	17	0				VP,MC,SC	0		
23295	ELLESMERE	02/12/1970	Active	58	2	1	1	1.75%	57	17	0			N		0	\$419.10	
Exc Award (.06/30/16)																		
40323	GLENMARK	08/28/1981	Active	28	2	1	1	3.70%	27	36	0			N	M,VP,MC,SC	0	\$194.20	





# Club Health Assessment for District 202 E through June 2018

			Status	Membership							Reports					Finance	LCIF
Club Number	Club Name	Charter Date		Current Member Count	YTD Members Added	YTD Members Dropped	YTD Net Growth	YTD Net Growth%	Member Count 12 Months Ago	Avg. length of service for dropped members	Months Since Last MMR ***	Yrs. Since Last Officer Report	President Rotation	Vice President Reported	Months Since Last Activity Report ***	Account Balance	Donations for current Fiscal Year
			Number of times on status quo within last two years	If below 15 members appears				If net loss is greater than 20% appears			If no report in 3 months appears in red	When more than one year appears in	Number of repeat terms	Notes the officers that do not have an active	If no report in 12 months appears in red		
23315	GOLDEN BAY	08/25/1964	Active	31	2	10	-8	-20.51%	39	10	0		2	N	P,M,MC,SC	0	\$498.72
	Exc Award (.06/30/16)																
23298	GREYMOUTH	09/21/1963	Active	32	6	1	5	18.52%	27	47	0		2		P,M,VP,MC,SC	24+	\$184.90
51710	GREYMOUTH RIVERSIDE	05/14/1991	Cancelled(6*)	0	0	8	-8	-100.00%	8	15	4		None	N		6	\$107.00
35628	HALSWELL DISTRICT L C	05/12/1978	Active	38	1	2	-1	-2.56%	39	4	0		2	N	MC,SC	0	\$573.60
	Exc Award (.06/30/17)																
43107	HANMER SPRINGS	10/18/1983	Active	24	0	6	-6	-20.00%	30	5	0				VP,MC,SC	1	\$194.24
23299	HAVELOCK	02/08/1966	Active	21	0	7	-7	-25.00%	28	4	0				VP,MC,SC	0	\$264.00
	Exc Award (.06/30/17)																
33579	HAWARDEN WAIKARI	03/29/1977	Active(1)	34	2	3	-1	-2.86%	35	8	0			N	P,M,MC,SC	0	\$394.10
	Exc Award (.06/30/16)																
23300	HOKITIKA	10/05/1965	Active	36	4	8	-4	-10.00%	40	9	0			N	MC,SC	4	\$535.90
	Exc Award (.06/30/16)																
23301	KAIKOURA	08/31/1964	Active	23	2	3	-1	-4.17%	24	5	0			N	T,M,MC,SC	0	\$472.50
	Exc Award (.06/30/16)																
52305	KAIKOURA SEAWARD	12/19/1991	Active	33	6	7	-1	-2.94%	34	8	0			N	MC,SC	0	\$258.90
	Exc Award (.06/30/17)																
23302	LYTTELTON	05/12/1965	Active	7	0	2	-2	-22.22%	9	10	0		2		T,M,VP,MC,SC	1	\$171.90
23303	MALVERN	09/07/1971	Active	50	3	5	-2	-3.85%	52	9	0			N	T,MC,SC	0	\$605.70
	Exc Award (.06/30/16)																
23305	MOTUEKA	02/27/1964	Active	30	3	2	1	3.45%	29	21	0			N	M,MC,SC	8	\$1136.80
	Exc Award (.06/30/16)																
37973	MURCHISON	01/03/1980	Active(1)	6	1	1	0	0.00%	6	29	0		4		P,S,T,M,VP MC,SC	16	\$84.90
23306	NELSON HOST	11/21/1962	Active	33	10	4	6	22.22%	27	11	0		3		MC,SC	1	
	Exc Award (.06/30/16)																
33748	NELSON NORTH	04/13/1977	Active	12	2	0	2	20.00%	10		0		2	N	SC	5	\$359.70
44219	NELSON PAKEKE	08/21/1984	Cancelled(6*)	0	0	11	-11	-100.00%	11	16	0		None	N		1	\$706.70
23307	NEW BRIGHTON	09/09/1963	Active	27	4	2	2	8.00%	25	32	0		2	N	M,MC,SC	0	\$266.00
	Exc Award (.06/30/16)																





# Club Health Assessment for District 202 E through June 2018

			Status	Membership							Reports					Finance		LCIF
Club Number	Club Name	Charter Date		Current Member Count	YTD Members Added	YTD Members Dropped	YTD Net Growth	YTD Net Growth%	Member Count 12 Months Ago	Avg. length of service for dropped members	Months Since Last MMR ***	Yrs. Since Last Officer Report	President Rotation	Vice President Reported	Months Since Last Activity Report ***	Account Balance	Donations for current Fiscal Year	
			Number of times on status quo within last two years	If below 15 members appears				If net loss is greater than 20% appears			If no report in 3 months appears in red	When more than one year appears in	Number of repeat terms	Notes the If no report in 12 months do not have appears in an active				
37529	OXFORD & DISTRICTS L C	09/05/1979	Active	33	2	6	-4	-10.81%	37	10	0			N	M,MC,SC	0	90+ Days	\$369.86
127492	Pegasus Town	05/11/2016	Active	7	2	10	-8	-53.33%	15	2	0				S,T,MC,SC	7		
23308	PICTON	12/02/1965	Active(1)	14	2	0	2	16.67%	12		0		2	N	MC,SC	0		\$89.04
23309	RANGIORA	07/04/1963	Active	40	7	3	4	11.11%	36	18	0		2	N	SC	0		\$1401.38
48441	RANGIORA & DIST PAKEKE	04/18/1988	Cancelled(6*)	0	0	0	0	0.00%	0		11	1	None	N		24+		
23310	RENWICK	09/21/1970	Active	12	1	2	-1	-7.69%	13	23	0				P,VP,MC,SC	0		
23294	RICCARTON WAIMAIRI	03/03/1965	Active	17	0	3	-3	-15.00%	20	16	0			N	MC,SC	0		\$963.45
23311	RICHMOND	11/06/1968	Active	18	1	1	0	0.00%	18	8	0			N	VP,MC,SC	0		\$352.11
35496	ROLLESTON & DISTRICTS	04/27/1978	Active	37	9	4	5	15.63%	32	13	0			N	MC,SC	0		
	Exc Award (,06/30/16)																	
23312	SEDDON	09/08/1970	Active	29	2	3	-1	-3.33%	30	24	0			N	T,M,VP,MC,SC	0		\$205.48
65303	SELWYN	05/15/2002	Active	26	5	3	2	8.33%	24	12	0			N	MC,SC	0		\$264.08
	Exc Award (,06/30/16)																	
23313	SOUTH WESTLAND	08/05/1964	Active(1)	19	3	0	3	18.75%	16		0			N	M,VP,MC,SC	22		
23320	WIGRAM	11/20/1972	Active	53	1	8	-7	-11.67%	60	16	0			N	MC,SC	0		\$405.80
	Exc Award (,06/30/17)																	
45012	WOODEND	05/08/1985	Active	14	0	0	0	0.00%	14		0		3		MC,SC	21		

## Clubs Cancelled Previous Fiscal Year – Clubs Cancelled within last 12 months may be reinstated

Club Number	Club Name	Charter Date	Current Status*	Cancellation Date
50514	KAIAPOI & DIST	05/01/1990	Cancelled(6*)	06/30/2017
31282	SPRING CREEK DISTRICTS	10/23/1975	Cancelled(6*)	06/30/2017

Current Total Clubs Count	YTD New Clubs Count	YTD Cancelled Clubs Count	YTD Net Club Gain	Current Total Members Count	YTD Add	YTD Drop	YTD Net Growth	YTD Net Growth %	Member Count 12 Months Ago	Average Member Count Per Club	% of Clubs with less than 20 members	% No MMR in 3 Months	% No Officer Report in 12 Months	% of Clubs with balance 90+ days	Number of Clubs in Status Quo	% Status Quo Clubs in Financial Suspension	Number of Cancelled Clubs	Average Cancelled Club Age	Members Lost Due to Cancellation	% of Clubs Cancelled for Non-Financial Reasons
48	1	3	-2	1,305	159	174	-15	-1.14%	1,320	27	33%	0%	0%	4%	0	0%	3	53	19	100%





## Club Health Assessment for District 202 E through June 2018

			Status	Membership						Reports				Finance	LCIF		
Club Number	Club Name	Charter Date		Current Member Count	YTD Members Added	YTD Members Dropped	YTD Net Growth	YTD Net Growth%	Member Count 12 Months Ago	Avg. length of service for dropped members	Months Since Last MMR ***	Yrs. Since Last Officer Report	President Rotation	Vice President Reported	Months Since Last Activity Report ***	Account Balance	Donations for current Fiscal Year
			Number of times on status quo within last two years	If below 15 members appears				If net loss is greater than 20% appears			If no report in 3 months appears in red	When more than one year appears in	Number of repeat terms	Notes the officers that do not have an active	If no report in 12 months appears in red		

\* - P - Priority Club. Cancellation Reasons: 1-Objectives/conduct, 2-Non-active club, 5-Non-existing club, 6-Disbanding, 7-Merger, 8-Financial Suspension, 9-District/Multiple District Dues.

\*\* - Abbreviation: P-President, S-Secretary, T-Treasurer, M-Member Chairperson, VP-First Vice President, MC-Communications Chairperson, SC-Service Chairperson

\*\*\* - Abbreviation: N/R - Never reported using the Lions Clubs website, N/A - Not applicable, No password registered for the Lions Clubs website.

\*\*\*\* - Abbreviation: N - New, IP - Immediate Past, R - Repeat.






# Club Health Assessment for District 202 F through June 2018

Club Number	Club Name	Charter Date	Status	Membership							Reports					Finance	LCIF
				Current Member Count	YTD Members Added	YTD Members Dropped	YTD Net Growth	YTD Net Growth%	Member Count 12 Months Ago	Avg. length of service for dropped members	Months Since Last MMR ***	Yrs. Since Last Officer Report	President Rotation	Vice President Reported	Months Since Last Activity Report ***	Account Balance	Donations for current Fiscal Year
			Number of times on status quo within last two years	If below 15 members appears				If net loss is greater than 20% appears			If no report in 3 months appears in red	When more than one year appears in	Number of repeat terms	Notes the If no report in 12 months do not have appears in an active			
<b>Clubs more than two years old</b>																	
23321	ALEXANDRA	04/05/1967	Active	44	3	9	-6	-12.00%	50	11	0			N	VP,MC,SC	0	
53890	ALEXANDRA DUNSTAN	12/09/1992	Active	13	1	1	0	0.00%	13	6	0		2		VP,MC,SC	19	
55021	BALCLUTHA CLUTHA VALLEY	11/03/1993	Active	36	1	0	1	2.86%	35		0			N	P,MC,SC	20	
36498	BALFOUR	01/23/1979	Active	28	1	0	1	3.70%	27		0				VP,MC,SC	11	\$215.85
23324	CLINTON	11/08/1967	Active	43	3	1	2	4.88%	41	33	0			N	S,M,MC,SC	17	
122433	Clyde & Districts	06/16/2014	Active	37	0	4	-4	-9.76%	41	3	0				VP,MC,SC	0	
23325	CROMWELL	06/10/1969	Active	79	3	4	-1	-1.25%	80	11	0			N	MC,SC	0	\$352.11
53901	CROMWELL LAKE DUNSTAN	12/15/1992	Active	26	3	3	0	0.00%	26	4	0			N	P,MC,SC	0	
53928	GORE HOKONUI	12/22/1992	Active	42	1	9	-8	-16.00%	50	8	0			N	S,MC,SC	0	\$147.85
23330	GORE HOST	04/30/1963	Active	22	0	2	-2	-8.33%	24	12	0		2		M,VP,MC,SC	24	
45183	GORE PAKEKE	06/13/1985	Active	61	4	2	2	3.39%	59	4	0			N	VP,MC,SC	0	
53464	GORE RIVER VALLEY	06/28/1992	Active	50	8	2	6	13.64%	44	11	0			N	VP,MC,SC	0	\$319.15
	Exc Award (.06/30/16)																
54474	INVERCARGILL CENTRAL	05/17/1993	Active	28	1	1	0	0.00%	28	35	0			N	VP,MC,SC	0	
23334	INVERCARGILL EAST	05/11/1971	Active	0	1	12	-11	-100.00%	11	13	0		None	N		19	
23332	INVERCARGILL HOST	05/14/1962	Active	19	6	2	4	26.67%	15	3	0				MC,SC	0	
23333	INVERCARGILL SOUTH	02/09/1971	Active	0	0	19	-19	-100.00%	19	29	0		None	R		11	
23335	LAWRENCE	07/14/1971	Active	38	1	1	0	0.00%	38	7	0			N	M,MC,SC	1	\$215.85
23336	LUMSDEN	10/07/1964	Active	13	0	1	-1	-7.14%	14	7	0			N	VP,MC,SC	3	
23337	MAKAREWA	11/14/1967	Active	16	0	1	-1	-5.88%	17	2	0			N	VP,MC,SC	N/R	\$72.95
23338	MANIOTOTO	02/23/1964	Active	44	0	6	-6	-12.00%	50	13	0		None	N	P,VP,MC,SC	16	
23339	MATAURA	02/12/1969	Active	13	2	3	-1	-7.14%	14	14	0			N	VP,MC,SC	0	
23342	MOSSBURN	12/21/1972	Active	20	0	5	-5	-20.00%	25	22	0			N	S,M,MC,SC	0	
54406	MOSSBURN NORTHERN SOUTHLAND	04/28/1993	Active	13	1	0	1	8.33%	12		0		2	N	M,MC,SC	14	\$138.85






# Club Health Assessment for District 202 F through June 2018

			Status	Membership							Reports					Finance	LCIF
Club Number	Club Name	Charter Date		Current Member Count	YTD Members Added	YTD Members Dropped	YTD Net Growth	YTD Net Growth%	Member Count 12 Months Ago	Avg. length of service for dropped members	Months Since Last MMR ***	Yrs. Since Last Officer Report	President Rotation	Vice President Reported	Months Since Last Activity Report ***	Account Balance	Donations for current Fiscal Year
			Number of times on status quo within last two years	If below 15 members appears				If net loss is greater than 20% appears			If no report in 3 months appears in red	When more than one year appears in	Number of repeat terms	Notes the If no report in 12 months do not have appears in an active			
23344	OHAI NIGHTCAPS L C	07/24/1968	Active	21	2	3	-1	-4.55%	22	17	0			N	VP,MC,SC	0	
33244	OMAKAU DISTRICTS	01/07/1977	Active	18	1	1	0	0.00%	18	1	0		2	N	VP,MC,SC	2	
23345	OTAUTAU	07/23/1963	Active	22	0	1	-1	-4.35%	23	12	0				P,M,VP,MC,SC	24+	
23346	OWAKA	04/25/1972	Active	46	4	1	3	6.98%	43	40	0			N	M,VP,MC,SC	14	
23349	QUEENSTOWN	11/24/1970	Active	37	1	3	-2	-5.13%	39	3	0		2	N	MC,SC	1	
52653	QUEENSTOWN WAKATIPU	03/10/1992	Active	9	0	0	0	0.00%	9		0				MC,SC	0	
47562	RANFURLY MANIOTOTO PAKEKE	06/26/1987	Active	13	2	5	-3	-18.75%	16	19	0		2	N	VP,MC,SC	0	
31134	RIVERSDALE	08/15/1975	Active	43	6	3	3	7.50%	40	17	0			N	M,MC,SC	15	
53675	RIVERSDALE WAIMEA AREA	09/10/1992	Cancelled(6*)	0	0	11	-11	-100.00%	11	18	5		None	N		7	
23350	RIVERTON	10/19/1965	Active	51	1	4	-3	-5.56%	54	8	0			N	MC,SC	0	
23351	ROXBURGH & DISTRICT L C	06/02/1971	Active(1)	29	9	11	-2	-6.45%	31	10	0		2		T,M,VP,MC,SC	18	
23352	STEWART ISLAND L C	03/21/1969	Active	15	3	3	0	0.00%	15	13	0		2	N	M,VP,MC,SC	2	
23353	TE ANAU	10/05/1964	Active	33	6	0	6	22.22%	27		0			N	P,M,VP,MC,SC	24+	
54552	TE ANAU KEPLER	06/03/1993	Active	21	0	4	-4	-16.00%	25	17	0			N	MC,SC	2	
37379	TOI TOIS L C	06/27/1979	Active	43	2	1	1	2.38%	42	18	0			N	MC,SC	4	
23354	TUATAPERE	03/15/1965	Active	32	2	0	2	6.67%	30		0			N	VP,MC,SC	24+	
122414	Waihopai City	06/11/2014	Active	31	16	2	14	82.35%	17	2	0				M,MC,SC	0	
23355	WAIKIWI	05/28/1968	Active	17	2	2	0	0.00%	17	3	0				MC,SC	0	\$347.22
29889	WANAKA & DISTRICTS	10/31/1974	Active	40	4	2	2	5.26%	38	8	0			N	MC,SC	2	
54300	WANAKA UPPER CLUTHA	03/31/1993	Active	44	7	6	1	2.33%	43	16	0		2	N	VP,MC,SC	1	
23357	WEST OTAGO L C	05/02/1968	Active	42	4	0	4	10.53%	38		0			N	MC,SC	0	
23358	WINTON	10/21/1964	Active	23	1	0	1	4.55%	22		0			N	MC,SC	0	\$352.11
53773	WINTON CENTRAL SOUTHLAND	10/30/1992	Active	10	0	0	0	0.00%	10		0				M,VP,MC,SC	1	\$140.36
23359	WYNDHAM	10/20/1965	Active	29	0	1	-1	-3.33%	30	39	0			N	M,MC,SC	3	





## Club Health Assessment for District 202 F through June 2018

				Status		Membership							Reports				Finance		LCIF				
						Current Member Count	YTD Members Added	YTD Members Dropped	YTD Net Growth	YTD Net Growth%	Member Count 12 Months Ago	Avg. length of service for dropped members	Months Since Last MMR ***	Yrs. Since Last Officer Report	President Rotation	Vice President Reported	Months Since Last Activity Report ***	Account Balance	Donations for current Fiscal Year				
Club Number	Club Name	Charter Date																					
				Number of times on status quo within last two years		If below 15 members appears				If net loss is greater than 20% appears				If no report in 3 months appears in red		When more than one year appears in		Number of repeat terms		Notes the If no report in 12 months officers that do not have an active appears in red			
54408	WYNDHAM PIONEER	04/29/1993		Active		18	1	0	1	5.88%	17	0				MC,SC		1					
Current Total Clubs Count	YTD New Clubs Count	YTD Cancelled Clubs Count	YTD Net Club Gain	Current Total Members Count	YTD Add	YTD Drop	YTD Net Growth	YTD Net Growth %	Member Count 12 Months Ago	Average Member Count Per Club	% of Clubs with less than 20 members	% No MMR in 3 Months	% No Officer Report in 12 Months	% of Clubs with balance 90+ days	Number of Clubs in Status Quo	% Status Quo Clubs in Financial Suspension	Number of Cancelled Clubs	Average Cancelled Club Age	Members Lost Due to Cancellation	% of Clubs Cancelled for Non-Financial Reasons			
47	0	1	-1	1,372	114	152	-38	-2.70%	1,410	29	32%	0%	0%	0%	0	0%	1	25	11	100%			

\* - P - Priority Club. Cancellation Reasons: 1-Objectives/conduct, 2-Non-active club, 5-Non-existing club, 6-Disbanding, 7-Merger, 8-Financial Suspension, 9-District/Multiple District Dues.

\*\* - Abbreviation: P-President, S-Secretary, T-Treasurer, M-Member Chairperson, VP-First Vice President, MC-Communications Chairperson, SC-Service Chairperson

\*\*\* - Abbreviation: N/R - Never reported using the Lions Clubs website, N/A - Not applicable, No password registered for the Lions Clubs website.

\*\*\*\* - Abbreviation: N - New, IP - Immediate Past, R - Repeat.





# Club Health Assessment for District 202 J through June 2018

Club Number	Club Name	Charter Date	Status	Membership							Reports					Finance	LCIF
				Current Member Count	YTD Members Added	YTD Members Dropped	YTD Net Growth	YTD Net Growth%	Member Count 12 Months Ago	Avg. length of service for dropped members	Months Since Last MMR ***	Yrs. Since Last Officer Report	President Rotation	Vice President Reported	Months Since Last Activity Report ***	Account Balance	Donations for current Fiscal Year
			Number of times on status quo within last two years	If below 15 members appears				If net loss is greater than 20% appears			If no report in 3 months appears in red	When more than one year appears in	Number of repeat terms	Notes the If no report in 12 months do not have appears in an active			
<b>Clubs more than two years old</b>																	
23288	ASHBURTON	05/29/1963	Active	59	5	2	3	5.36%	56	10	1			N	MC,SC	3	\$930.44
53019	ASHBURTON COUNTY	05/05/1992	Active(1)	56	2	1	1	1.82%	55	30	0			N	MC,SC	6	\$215.80
38703	ASHBURTON PAKEKE	06/03/1980	Active	45	3	4	-1	-2.17%	46	19	0			N	M,MC,SC	2	\$719.42
29598	DUNEDIN BALMACEWEN	06/28/1974	Active	30	3	3	0	0.00%	30	6	0		2	N	T,MC,SC	0	\$528.11
53206	DUNEDIN CENTRAL	06/01/1992	Active	0	0	15	-15	-100.00%	15	17	0		None	N		0	
23326	DUNEDIN HOST	11/01/1961	Active	26	2	0	2	8.33%	24		3		2	N	P,VP,MC,SC	3	\$294.30
23327	DUNEDIN NORTH	09/07/1971	Active	8	10	9	1	14.29%	7	21	1			N	T,M,VP,MC,SC	14	
23328	DUNEDIN SOUTH	06/27/1968	Active(1)	15	3	4	-1	-6.25%	16	21	0				M,VP,MC,SC	24+	
64124	DUNEDIN TOROA	03/30/2001	Active	10	1	1	0	0.00%	10	3	1		2		VP,MC,SC	2	
23296	FAIRLIE	08/16/1972	Active	43	2	2	0	0.00%	43	3	0			N	P,T,VP,MC,SC	0	\$694.44
23297	GERALDINE	11/04/1966	Active	66	9	5	4	6.45%	62	21	0			N	P,MC,SC	0	\$1409.08
23331	GREEN ISLAND	02/10/1971	Active	34	1	2	-1	-2.86%	35	21	1			N	VP,MC,SC	1	\$359.71
43914	HINDS AND DISTRICTS	05/22/1984	Active	53	1	2	-1	-1.85%	54	19	1			N	MC,SC	0	\$1032.10
32297	LAKE TEKAPO	05/21/1976	Active	30	5	3	2	7.14%	28	8	0			N	MC,SC	0	\$1546.76
31375	LOWER WAITAKI	11/03/1975	Cancelled(6*)	0	0	2	-2	-100.00%	2	42	5	5	None			24+	
35967	MAYFIELD & DISTRICT L C	07/14/1978	Active	63	2	2	0	0.00%	63	26	0			N	M,MC,SC	0	\$719.42
23304	METHVEN	06/21/1967	Active	76	6	1	5	7.04%	71	23	0			N	MC,SC	0	\$3546.10
23340	MILTON	01/24/1968	Active	33	0	3	-3	-8.33%	36	5	1			N	M,MC,SC	4	\$179.86
97745	MOSGIEL DISTRICT	03/30/2007	Active	17	4	3	1	6.25%	16	6	0			N	MC,SC	1	\$21.74
53207	NORTH OTAGO	06/01/1992	Active	41	3	1	2	5.13%	39	8	0			N	MC,SC	0	\$362.32
Exc Award (.06/30/16)																	
23343	OAMARU	06/06/1963	Active	27	0	0	0	0.00%	27		1				MC,SC	1	\$344.80
41750	OAMARU PAKEKE	07/06/1982	Active	8	0	3	-3	-27.27%	11	6	0				M,VP,MC,SC	0	\$160.16
30660	OTAGO PENINSULA	04/29/1975	Active(3)	15	5	8	-3	-16.67%	18	25	0			R	M,VP,MC,SC	24+	
23347	PALMERSTON	05/20/1968	Active	25	2	2	0	0.00%	25	41	0				M,VP,MC,SC	1	





# Club Health Assessment for District 202 J through June 2018

				Membership							Reports					Finance		LCIF		
Club Number	Club Name	Charter Date		Current Member Count	YTD Members Added	YTD Members Dropped	YTD Net Growth	YTD Net Growth%	Member Count 12 Months Ago	Avg. length of service for dropped members	Months Since Last MMR ***	Yrs. Since Last Officer Report	President Rotation	Vice President Reported	Months Since Last Activity Report ***	Account Balance	Donations for current Fiscal Year			
			Number of times on status quo within last two years	If below 15 members appears				If net loss is greater than 20% appears			If no report in 3 months appears in red	When more than one year appears in	Number of repeat terms		Notes the If no report in 12 months do not have appears in an active red					
52932	PALMERSTON EAST OTAGO DISTRICT	04/14/1992	Active(1)	4	1	0	1	33.33%	3		2				P,M,VP,MC,SC	24+				
42099	PLEASANT POINT	12/27/1982	Active	61	9	3	6	10.91%	55	21	0		None			9				
23348	PORT CHALMERS & DISTRICT	06/07/1971	Active	27	2	3	-1	-3.57%	28	2	0			N	MC,SC	7	\$713.79			
32251	RAKAIA	05/11/1976	Active	44	1	0	1	2.33%	43		1			N	M,VP,MC,SC	0	\$3571.41			
35694	STRATH TAIERI	05/26/1978	Active	9	0	0	0	0.00%	9		1				P,M,VP,MC,SC	24+	\$176.06			
29321	TAIERI	05/03/1974	Active	46	4	4	0	0.00%	46	33	1			N	SC	1				
29888	TEMUKA	10/31/1974	Active	35	2	2	0	0.00%	35	29	0			N	MC,SC	0	\$851.33			
Exc Award (.06/30/16)																				
53208	TEMUKA DISTRICT	06/01/1992	Active	39	5	5	0	0.00%	39	11	0			N	MC,SC	0	\$367.65			
47308	TEMUKA PAKEKE	05/12/1987	Active	1	0	31	-31	-96.88%	32	14	0		None	N	P,T,VP,MC,SC	2	\$440.66			
23316	TIMARU HOST	12/12/1962	Active	28	9	5	4	16.67%	24	22	0			N	VP,MC,SC	3	\$1438.85			
34229	TIMARU SUBURBAN L C	06/28/1977	Active	43	3	6	-3	-6.52%	46	18	0			N	MC,SC	0	\$344.83			
34296	WAIANAKARUA	06/27/1977	Active	33	4	4	0	0.00%	33	3	0		2		MC,SC	24+	\$785.30			
40324	WAIAREKA VALLEY	08/28/1981	Active	47	7	1	6	14.63%	41	36	0			N	MC,SC	0	\$352.11			
23318	WAIMATE	03/27/1969	Active	16	0	5	-5	-23.81%	21	31	0				P,T,M,VP,MC SC	1	\$108.70			
53271	WAIMATE WHITEHORSE	06/11/1992	Active	29	0	1	-1	-3.33%	30	20	0			N	MC,SC	0	\$1034.48			
Current Total Clubs Count	YTD New Clubs Count	YTD Cancelled Clubs Count	YTD Net Club Gain	Current Total Members Count	YTD Add	YTD Drop	YTD Net Growth	YTD Net Growth %	Member Count 12 Months Ago	Average Member Count Per Club	% of Clubs with less than 20 members	% No MMR in 3 Months	% No Officer Report in 12 Months	% of Clubs with balance 90+ days	Number of Clubs in Status Quo	% Status Quo Clubs in Financial Suspension	Number of Cancelled Clubs	Average Cancelled Club Age	Members Lost Due to Cancellation	% of Clubs Cancelled for Non-Financial Reasons
38	0	1	-1	1,242	116	148	-32	-2.51%	1,274	33	29%	3%	0%	0%	0	0%	1	42	2	100%

\* - P - Priority Club. Cancellation Reasons: 1-Objectives/conduct, 2-Non-active club, 5-Non-existing club, 6-Disbanding, 7-Merger, 8-Financial Suspension, 9-District/Multiple District Dues.

\*\* - Abbreviation: P-President, S-Secretary, T-Treasurer, M-Member Chairperson, VP-First Vice President, MC-Communications Chairperson, SC-Service Chairperson

\*\*\* - Abbreviation: N/R - Never reported using the Lions Clubs website, N/A - Not applicable, No password registered for the Lions Clubs website.

\*\*\*\* - Abbreviation: N - New, IP - Immediate Past, R - Repeat.





# Club Health Assessment for District 202 K through June 2018

			Status	Membership							Reports					Finance	LCIF
Club Number	Club Name	Charter Date		Current Member Count	YTD Members Added	YTD Members Dropped	YTD Net Growth	YTD Net Growth%	Member Count 12 Months Ago	Avg. length of service for dropped members	Months Since Last MMR ***	Yrs. Since Last Officer Report	President Rotation	Vice President Reported	Months Since Last Activity Report ***	Account Balance	Donations for current Fiscal Year
			Number of times on status quo within last two years	If below 15 members appears				If net loss is greater than 20% appears			If no report in 3 months appears in red	When more than one year appears in	Number of repeat terms		Notes the If no report in 12 months do not have an active appears in red		
Clubs more than two years old																	
126967	American Samoa Community College	03/04/2016	Cancelled(8*)	0	0	20	-20	-100.00%	20	2	0	1	None		N/R	90+ Days	
23097	APIA	07/19/1965	Active(2)	22	3	9	-6	-21.43%	28	13	5			N	P,M,MC,SC	12	
32119	AUCKLAND BUSINESS	04/19/1976	Active(1)	7	0	0	0	0.00%	7		13		8		P,M,VP,MC,SC	N/R	
52131	AUCKLAND CHINESE	10/31/1991	Active	0	0	7	-7	-100.00%	7	15	0		None	N		9	\$95.88
53161	AUCKLAND HILLCREST	05/28/1992	Active	29	5	4	1	3.57%	28	13	0			N		0	\$366.56
23099	AUCKLAND HOST TAMAKI	03/03/1955	Active	10	0	2	-2	-16.67%	12	26	0		5		S,M,VP,MC,SC	0	
52905	AUCKLAND KELSTON	04/16/1992	Active	0	0	9	-9	-100.00%	9	9	0		None	N		2	\$1919.50
23100	AVONDALE	10/14/1964	Active	10	3	2	1	11.11%	9	1	0		2	N	M,MC,SC	0	\$226.80
23089	BA	03/07/1968	Active(1)	17	1	1	0	0.00%	17	16	1		3	N	M,VP,MC,SC	13	
34404	BLOCKHOUSE BAY-LYNFIELD L C	08/04/1977	Active	11	3	7	-4	-26.67%	15	13	0			R	T,SC	0	\$213.55
44765	BOMBAY	03/14/1985	Active(1)	13	1	5	-4	-23.53%	17	14	0			N	M,MC,SC	3	\$107.91
32749	BUCKLANDS BEACH	09/24/1976	Active	22	3	2	1	4.76%	21	14	0			N	MC,SC	2	\$434.78
23102	CLEVEDON	06/27/1972	Active	8	1	7	-6	-42.86%	14	8	0		None			6	\$82.15
23198	COROMANDEL	03/03/1971	Active	24	1	1	0	0.00%	24	0	8			R	P,S,T,M,MC SC	16	\$172.60
23103	DARGAVILLE	10/13/1965	Active	31	3	1	2	6.90%	29	14	0		2		VP,MC,SC	0	\$223.02
52956	DARGAVILLE NORTHERN WAIROA	04/22/1992	Active	17	2	1	1	6.25%	16	5	1				VP,MC,SC	2	\$123.15
23104	DEVONPORT	05/17/1966	Active	8	0	3	-3	-27.27%	11	3	0		2		M,VP,MC,SC	0	\$71.94
23105	EAST COAST BAYS	05/02/1962	Active	13	9	4	5	62.50%	8	26	0				M,MC,SC	0	\$202.15
23106	EDEN EPSOM L C	11/26/1964	Active	21	0	2	-2	-8.70%	23	3	0		2	N	T,MC,SC	0	\$599.30
33745	GLENFIELD	04/14/1977	Active	11	0	3	-3	-21.43%	14	19	0		2	N	M,MC,SC	24+	\$352.11
23110	HELENSVILLE	09/12/1962	Active	27	0	2	-2	-6.90%	29	1	0		2		T,VP,MC,SC	0	\$302.16
23149	HENDERSON WEST AUCKLAND	08/18/1960	Active	28	9	3	6	27.27%	22	2	0				T,VP,MC,SC	0	\$295.15
23111	HIKURANGI	12/10/1963	Active	25	2	3	-1	-3.85%	26	8	0				M,VP,MC,SC	0	\$280.58





# Club Health Assessment for District 202 K through June 2018

			Status	Membership							Reports					Finance	LCIF	
Club Number	Club Name	Charter Date		Current Member Count	YTD Members Added	YTD Members Dropped	YTD Net Growth	YTD Net Growth%	Member Count 12 Months Ago	Avg. length of service for dropped members	Months Since Last MMR ***	Yrs. Since Last Officer Report	President Rotation	Vice President Reported	Months Since Last Activity Report ***	Account Balance	Donations for current Fiscal Year	
			Number of times on status quo within last two years	If below 15 members appears				If net loss is greater than 20% appears			If no report in 3 months appears in red	When more than one year appears in	Number of repeat terms	Notes the If no report in 12 months do not have appears in an active				
23112	HOWICK	10/16/1961	Active	25	5	1	4	19.05%	21	0	0			N	MC,SC	0		\$212.30
23113	HUAPAI KUMEU L C	03/10/1970	Active	22	2	0	2	10.00%	20		0		2	N	MC,SC	0		\$547.90
23114	KAIKOHE	11/09/1965	Active	5	0	3	-3	-37.50%	8	10	1		2		S,T,M,VP,MC SC	24+		
23115	KAITAIA	03/04/1964	Active	25	3	0	3	13.64%	22		4				M,MC,SC	4		\$156.00
23116	KAMO	05/31/1966	Active	25	11	8	3	13.64%	22	2	0			N	VP,MC,SC	4		\$2822.40
23117	KAWAKAWA MOEREWA	01/08/1964	Active	8	0	0	0	0.00%	8		1		4	R	M,VP,MC,SC	24+		\$61.60
23118	KERI KERI	04/03/1968	Active	19	1	5	-4	-17.39%	23	9	1				S,M,VP,MC,SC	4		\$144.90
23090	LABASA	01/26/1972	Active	12	0	0	0	0.00%	12		14		2	N	MC,SC	14		
23119	MANGAKAHIA	12/01/1969	Active	28	1	1	0	0.00%	28	15	0			N	M,MC,SC	0		\$208.60
23121	MANGONUI	12/09/1963	Active	31	1	5	-4	-11.43%	35	6	0			N	S,M,VP,MC,SC	5		
23122	MANUREWA	03/05/1964	Active	8	0	2	-2	-20.00%	10	25	0		2	N	M,VP,SC	2		
39738	MARSDEN L C	04/01/1981	Active	30	6	2	4	15.38%	26	19	0			R	M,VP,MC,SC	1	90+ Days	\$187.00
122590	Nadi	06/24/2014	Active(1)	13	2	0	2	18.18%	11		0				M,VP,MC,SC	7		
23128	NEW LYNN	10/18/1961	Active	25	4	9	-5	-17.24%	29	12	0			N	MC,SC	0		
23215	NGATEA	04/26/1965	Active	33	0	1	-1	-2.94%	34	8	0			N	M,MC,SC	3		\$230.20
29154	OKAIHAU	04/04/1974	Active	26	2	0	2	8.33%	24		0		2	N	M,MC,SC	2		\$68.90
23131	ONEHUNGA-ELLERSLIE L C	03/04/1964	Active	10	0	4	-4	-28.57%	14	4	1		2	N	M,VP,MC,SC	0		\$149.20
23132	ONERAHI	08/25/1972	Active	20	5	3	2	11.11%	18	22	0			N	MC,SC	0		\$215.80
42852	OPONONI & DISTRICT L C	06/28/1983	Active	27	1	1	0	0.00%	27	7	0			N	MC,SC	0		\$633.00
23133	OREWA	06/23/1964	Active	36	12	8	4	12.50%	32	11	1			N		1		\$433.80
41930	PAGO PAGO	10/28/1982	Active	31	22	32	-10	-24.39%	41	3	0		2	N	MC,SC	0		
23136	PAKURANGA PANMURE	08/03/1960	Active	20	0	0	0	0.00%	20		0		2	N	VP,MC,SC	0		\$20.50
23137	PAPAKURA	10/05/1964	Active	22	3	8	-5	-18.52%	27	17	0				MC	0		
36406	PAPAROA	12/29/1978	Active	27	4	2	2	8.00%	25	7	0			N	P,MC,SC	6		\$282.60
23138	PAPATOETOE	10/02/1961	Active	25	6	4	2	8.70%	23	5	0		3	N	M,VP,MC,SC	1		\$288.70





# Club Health Assessment for District 202 K through June 2018

Club Number	Club Name	Charter Date	Status	Membership							Reports					Finance	LCIF
				Current Member Count	YTD Members Added	YTD Members Dropped	YTD Net Growth	YTD Net Growth%	Member Count 12 Months Ago	Avg. length of service for dropped members	Months Since Last MMR ***	Yrs. Since Last Officer Report	President Rotation	Vice President Reported	Months Since Last Activity Report ***	Account Balance	Donations for current Fiscal Year
			Number of times on status quo within last two years	If below 15 members appears				If net loss is greater than 20% appears			If no report in 3 months appears in red	When more than one year appears in	Number of repeat terms	Notes the officers that do not have an active	If no report in 12 months appears in red		
23140	POINT CHEVALIER	10/17/1966	Active(2)	11	1	1	0	0.00%	11	3	2			R	M,MC,SC	4	\$350.00
23141	PUKEKOHE	10/02/1963	Active	32	1	8	-7	-17.95%	39	11	0			N	MC,SC	0	\$399.28
42575	PUKEKOHE FRANKLIN PAKEKE	04/08/1983	Cancelled(6*)	0	0	0	0	0.00%	0		11	1	None	N	24+		
45184	RANUI & SWANSON	06/26/1985	Active	4	0	3	-3	-42.86%	7	12	1		2	N	M,VP,MC,SC	24+	\$171.28
23143	REMUERA	09/09/1963	Active	31	10	2	8	34.78%	23	0	0		3	N	MC,SC	0	\$166.67
35968	RUAWAI	07/12/1978	Active	14	0	0	0	0.00%	14		11				P,VP,MC,SC	3	\$97.00
Exc Award (.06/30/16)																	
23095	SUVA	06/10/1963	Active	8	0	5	-5	-38.46%	13	4	3	2	None	N	24+		
29751	TAVUA-VATUKOULA	08/10/1974	Active(1)	5	0	0	0	0.00%	5		1	2	None		24+		
23146	TE ATATU	09/29/1964	Cancelled(6*)	0	0	0	0	0.00%	0		11	1	None	N	15		
23235	TE KAUWHATA & DISTRICTS	11/25/1969	Active	41	2	4	-2	-4.65%	43	8	0			N	VP,MC,SC	24	\$302.16
64451	TE KAUWHATA LAKESIDE	06/25/2001	Active	22	4	1	3	15.79%	19	16	0			N	S,M,VP,MC,SC	0	\$129.50
23237	THAMES	06/10/1963	Active	13	1	5	-4	-23.53%	17	3	0			N	M,VP,MC,SC	0	\$135.42
35495	TUAKAU	04/24/1978	Active	32	13	1	12	60.00%	20	16	0			N	MC,SC	14	\$158.27
33184	TUTUKAKA COAST	12/31/1976	Active	19	4	1	3	18.75%	16	13	0		7		VP,MC,SC	0	\$212.44
119722	Vava'u Lahi	06/20/2013	Status Quo(2)	11	0	0	0	0.00%	11		1		4		T,M,VP,MC,SC	14	90+ Days
45013	WAIMAUKU	05/31/1985	Active	29	0	0	0	0.00%	29		0			N	MC,SC	1	\$719.42
68959	WAIPAPA & DISTRICTS	06/10/2003	Active	12	2	4	-2	-14.29%	14	6	0		2	N	VP,MC,SC	24	\$212.08
23148	WAIPU	08/02/1966	Active	40	1	2	-1	-2.44%	41	28	0				MC,SC	12	\$280.82
23150	WAITANGI	04/01/1970	Active	10	0	3	-3	-23.08%	13	15	0		4		M,VP,MC,SC	0	
23151	WAIUKU	11/11/1965	Active	33	0	2	-2	-5.71%	35	11	0			N	VP,MC,SC	0	\$246.38
23152	WARKWORTH	02/03/1966	Active	32	4	5	-1	-3.03%	33	10	0				MC,SC	0	\$433.88
53042	WARKWORTH KOWHAI COAST	05/01/1992	Active	29	2	3	-1	-3.33%	30	15	0			N	M,MC,SC	0	\$391.30
23153	WELLSFORD	10/10/1966	Active	26	5	1	4	18.18%	22	17	0			N	MC,SC	6	\$407.00
29753	WHANGAMATA	08/22/1974	Active	47	6	7	-1	-2.08%	48	12	0			N	M,MC,SC	1	





## Club Health Assessment for District 202 K through June 2018

Club Number	Club Name	Charter Date	Status	Membership							Reports					Finance	LCIF
				Current Member Count	YTD Members Added	YTD Members Dropped	YTD Net Growth	YTD Net Growth%	Member Count 12 Months Ago	Avg. length of service for dropped members	Months Since Last MMR ***	Yrs. Since Last Officer Report	President Rotation	Vice President Reported	Months Since Last Activity Report ***	Account Balance	Donations for current Fiscal Year
			Number of times on status quo within last two years	If below 15 members appears				If net loss is greater than 20% appears			If no report in 3 months appears in red	When more than one year appears in	Number of repeat terms	Notes the officers that do not have an active	If no report in 12 months appears in red		
31592	WHANGAPARAOA	01/09/1976	Active	16	2	8	-6	-27.27%	22	3	0		2	N	S,VP,MC,SC	0	\$160.58
23154	WHANGAREI	11/29/1960	Active	23	0	5	-5	-17.86%	28	26	0		2	N	M,MC,SC	0	\$159.72
96935	WHANGAREI HATEA	04/14/2006	Active	21	1	6	-5	-19.23%	26	5	0			N	M,MC,SC	0	\$179.86
38196	WHANGAREI MID WESTERN	03/13/1980	Active(1)	11	1	0	1	10.00%	10		1				M,VP,MC,SC	16	\$141.38
23243	WHITIANGA	09/25/1965	Active	36	5	5	0	0.00%	36	3	0				MC,SC	0	\$268.12

### Clubs Cancelled Previous Fiscal Year – Clubs Cancelled within last 12 months may be reinstated

Club Number	Club Name	Charter Date	Current Status*	Cancellation Date
97636	AUCKLAND A.U.T. UNIVERSITY	08/22/2006	Cancelled(6*)	12/29/2016
37974	KAINGAROA	01/14/1980	Cancelled(6*)	08/29/2016
23091	LAUTOKA	10/20/1966	Cancelled(8*)	06/30/2017
23208	MARAMARUA	03/20/1968	Cancelled(6*)	08/29/2016
42960	WHANGAREI PAKEKE	07/06/1983	Cancelled(6*)	06/30/2017

Current Total Clubs Count	YTD New Clubs Count	YTD Cancelled Clubs Count	YTD Net Club Gain	Current Total Members Count	YTD Add	YTD Drop	YTD Net Growth	YTD Net Growth %	Member Count 12 Months Ago	Average Member Count Per Club	% of Clubs with less than 20 members	% No MMR in 3 Months	% No Officer Report in 12 Months	% of Clubs with balance 90+ days	Number of Clubs in Status Quo	% Status Quo Clubs in Financial Suspension	Number of Cancelled Clubs	Average Cancelled Club Age	Members Lost Due to Cancellation	% of Clubs Cancelled for Non-Financial Reasons
74	0	3	-3	1,515	202	279	-77	-4.84%	1,591	20	43%	9%	3%	3%	1	100%	3	90	20	33%

\* - P - Priority Club. Cancellation Reasons: 1-Objectives/conduct, 2-Non-active club, 5-Non-existing club, 6-Disbanding, 7-Merger, 8-Financial Suspension, 9-District/Multiple District Dues.

\*\* - Abbreviation: P-President, S-Secretary, T-Treasurer, M-Member Chairperson, VP-First Vice President, MC-Communications Chairperson, SC-Service Chairperson

\*\*\* - Abbreviation: N/R - Never reported using the Lions Clubs website, N/A - Not applicable, No password registered for the Lions Clubs website.

\*\*\*\* - Abbreviation: N - New, IP - Immediate Past, R - Repeat.






# Club Health Assessment for District 202 L through June 2018

			Status	Membership							Reports					Finance	LCIF
Club Number	Club Name	Charter Date		Current Member Count	YTD Members Added	YTD Members Dropped	YTD Net Growth	YTD Net Growth%	Member Count 12 Months Ago	Avg. length of service for dropped members	Months Since Last MMR ***	Yrs. Since Last Officer Report	President Rotation	Vice President Reported	Months Since Last Activity Report ***	Account Balance	Donations for current Fiscal Year
			Number of times on status quo within last two years	If below 15 members appears				If net loss is greater than 20% appears			If no report in 3 months appears in red	When more than one year appears in	Number of repeat terms		Notes the If no report in 12 months do not have appears in an active		
Clubs more than two years old																	
29780	BETHLEHEM - TE PUNA	08/22/1974	Active	30	4	10	-6	-16.67%	36	8	0			N	VP,MC,SC	7	\$531.91
	Exc Award (,06/30/16)																
23197	CAMBRIDGE	12/07/1961	Active	87	6	2	4	4.82%	83	5	0			N	SC	0	\$908.45
23199	EDGE CUMBE	09/10/1964	Active	36	2	3	-1	-2.70%	37	33	1			N	VP,MC,SC	2	
23201	GREERTON	10/14/1965	Active	38	3	2	1	2.70%	37	2	0			N	MC,SC	0	\$222.12
	Exc Award (,06/30/16)																
23203	HAMILTON CHARTWELL	06/02/1971	Active	23	0	4	-4	-15.38%	26	9	0			N	M,VP,SC	0	\$256.85
35828	HAMILTON DINSDALE	06/19/1978	Active	26	2	4	-2	-7.14%	28	2	0		2	N	T,VP,MC,SC	0	\$302.16
23204	HAMILTON EAST HAMILTON	06/21/1965	Active	17	0	0	0	0.00%	17		0				MC,SC	0	\$525.92
53100	HAMILTON RIVERSIDE	05/07/1992	P- Active	4	0	19	-19	-82.61%	23	17	0		None	N	P,M,VP,MC,SC	0	
30114	HAMILTON SOUTH HAMILTON	01/06/1975	Active	23	0	1	-1	-4.17%	24	20	2			N	VP,MC,SC	1	\$232.35
35829	HAMILTON ST ANDREWS	06/14/1978	Active	21	3	1	2	11.11%	18	1	1				MC,SC	0	\$205.04
36923	HINUERA-TE POI L C	04/09/1979	Active	26	3	0	3	13.04%	23		0				MC,SC	21	\$165.47
23205	HUNTLY	01/31/1961	Active	25	0	1	-1	-3.85%	26	23	0			R	MC,SC	0	\$264.05
23206	KATIKATI	11/10/1970	Active	67	8	17	-9	-11.84%	76	6	0			N	VP,SC	0	\$895.65
	Exc Award (,06/30/16,06/30/17)																
42450	KATIKATI PAKEKE	03/07/1983	Active	22	3	10	-7	-24.14%	29	15	0			N	M,VP,MC,SC	0	\$280.55
33376	KIHIKIHI	02/23/1977	Active	26	1	0	1	4.00%	25		1				M,VP,MC,SC	4	
23210	MATAMATA	12/04/1958	Active	38	5	2	3	8.57%	35	15	0			N	MC,SC	22	\$467.50
23211	MORRINSVILLE	05/05/1959	Active	62	6	5	1	1.64%	61	13	0				M,MC,SC	7	\$724.64
45332	MORRINSVILLE PAKEKE	08/01/1985	Active	34	1	7	-6	-15.00%	40	13	0		2		VP,MC,SC	1	\$431.65
37747	MOUNT PIRONGIA L C	11/30/1979	Active	22	0	1	-1	-4.35%	23	10	0			N	P,VP,MC,SC	0	\$248.20
23212	MT MAUNGANUI	06/21/1958	Active	21	4	3	1	5.00%	20	5	0			R	M,VP,MC,SC	0	\$947.94
23214	NGARUAWAHIA	05/29/1963	Active	19	4	2	2	11.76%	17	3	0			N	MC,SC	0	\$215.83
23216	NGONGOTAHA	10/12/1965	Active	30	6	10	-4	-12.50%	32	10	0			N	S,VP,MC,SC	0	\$532.42





# Club Health Assessment for District 202 L through June 2018

			Status	Membership							Reports					Finance	LCIF	
Club Number	Club Name	Charter Date		Current Member Count	YTD Members Added	YTD Members Dropped	YTD Net Growth	YTD Net Growth%	Member Count 12 Months Ago	Avg. length of service for dropped members	Months Since Last MMR ***	Yrs. Since Last Officer Report	President Rotation	Vice President Reported	Months Since Last Activity Report ***	Account Balance	Donations for current Fiscal Year	
			Number of times on status quo within last two years	If below 15 members appears				If net loss is greater than 20% appears			If no report in 3 months appears in red	When more than one year appears in	Number of repeat terms	Notes the officers that do not have an active	If no report in 12 months appears in red			
119728	North Hamilton	06/20/2013	Active	2	1	2	-1	-33.33%	3	4	6		None		15			
33625	OHAUPO-NGAHINAPOURI L C	04/04/1977	Active	22	3	0	3	15.79%	19		1		N	MC,SC	7		\$215.80	
23217	OHOPE BEACH	06/19/1972	Active	24	1	2	-1	-4.00%	25	9	1		2	N	M,VP,MC,SC	17	\$256.80	
46437	OMOKOROA AND DISTRICTS	06/26/1986	Active	26	2	2	0	0.00%	26	9	0			M,MC,SC	1		\$119.80	
23218	OPOTIKI	06/19/1967	Active(1)	28	4	4	0	0.00%	28	3	0		N	MC,SC	0		\$315.20	
	Exc Award (.06/30/16)																	
23219	OTOROHANGA	08/24/1964	Active	39	2	2	0	0.00%	39	35	0			MC,SC	14		\$423.90	
23221	OTUMOETAI	04/23/1970	Active	24	1	1	0	0.00%	24	28	0			MC,SC	1		\$887.00	
23220	PAEROA	08/16/1960	Active	49	10	6	4	8.89%	45	10	0			SC	1			
37378	PAPAMOA	06/27/1979	Active	28	0	3	-3	-9.68%	31	7	2		2	N	MC,SC	6		
23222	PIO PIO	08/25/1972	Active	19	0	1	-1	-5.00%	20	45	0			VP,MC,SC	24+		\$129.50	
23223	PUTARURU	02/27/1961	Active	27	4	4	0	0.00%	27	9	0		2	N	T,VP,MC,SC	2	\$539.50	
23224	RAGLAN	08/25/1972	Active	22	5	4	1	4.76%	21	3	0		6	N	VP,SC	1		
29752	REPOROA	08/06/1974	Active	23	1	1	0	0.00%	23	3	0			MC,SC	0		\$236.30	
32447	ROTORUA EAST	06/25/1976	Active	32	9	2	7	28.00%	25	0	0		2		VP,MC,SC	2	\$258.90	
52797	ROTORUA SULPHUR CITY	04/07/1992	Active	24	2	2	0	0.00%	24	16	1		N	VP,MC,SC	1		\$564.70	
23227	TAHUNA & DISTRICTS L C	06/06/1973	Active	32	3	2	1	3.23%	31	32	0		N	MC,SC	6		\$215.80	
124149	Tamahere	02/09/2015	Active	21	4	1	3	16.67%	18	3	0			M,VP,MC	0			
23228	TANEATUA	11/21/1966	Active	33	0	0	0	0.00%	33		1		N	VP,MC,SC	24+		\$237.40	
36404	TAUPO LAKELAND	12/29/1978	Active	28	1	3	-2	-6.67%	30	11	0			VP,MC,SC	2		\$308.80	
39562	TAUPO PAKEKE	03/05/1981	Active	29	3	8	-5	-14.71%	34	9	0			SC	15		\$719.40	
62821	TAURANGA CITY SUNRISE	02/28/2000	Active	21	2	1	1	5.00%	20	1	0		N	M,VP,MC,SC	0		\$217.30	
52524	TAURANGA HARBOUR	02/19/1992	Active	21	1	5	-4	-16.00%	25	3	0			T,MC,SC	0			
23231	TE AROHA	05/22/1962	Active	29	3	4	-1	-3.33%	30	15	0		2	N	MC,SC	0		\$230.20
59319	TE AROHA MOUNTAIN	04/01/1997	Active	22	1	4	-3	-12.00%	25	8	0		2	R	M,MC,SC	0		





# Club Health Assessment for District 202 L through June 2018

Club Number	Club Name	Charter Date	Status	Membership							Reports					Finance	LCIF
				Current Member Count	YTD Members Added	YTD Members Dropped	YTD Net Growth	YTD Net Growth%	Member Count 12 Months Ago	Avg. length of service for dropped members	Months Since Last MMR ***	Yrs. Since Last Officer Report	President Rotation	Vice President Reported	Months Since Last Activity Report ***	Account Balance	Donations for current Fiscal Year
			Number of times on status quo within last two years	If below 15 members appears				If net loss is greater than 20% appears			If no report in 3 months appears in red	When more than one year appears in	Number of repeat terms	Notes the If no report in 12 months do not have appears in an active			
23232	TE AWAMUTU	05/01/1961	Active	29	0	1	-1	-3.33%	30	16	1			N	VP,MC,SC	24+	\$323.74
40375	TE AWAMUTU PAKEKE	09/28/1981	Active	21	3	4	-1	-4.55%	22	14	0		3		MC,SC	0	\$143.88
23233	TE KUITI	09/17/1963	Active	13	1	4	-3	-18.75%	16	2	1			N	M,VP,MC,SC	24+	
53684	TE PUKE KIWI COAST	09/17/1992	Active	37	2	2	0	0.00%	37	27	0			N	MC,SC	0	\$288.68
53372	TEAWAMUTU ROSETOWN	06/15/1992	Active	47	19	3	16	51.61%	31	0	0			N	MC,SC	0	\$716.73
Exc Award (.06/30/17)																	
23238	TIRAU	11/27/1973	Active	28	3	4	-1	-3.45%	29	12	0			N	VP,MC,SC	3	\$434.35
23239	TOKOROA	08/09/1962	Active	25	1	0	1	4.17%	24		0			N		0	\$3597.12
53130	TOKOROA & DIST L C	05/19/1992	Active	18	1	2	-1	-5.26%	19	9	0			N	MC,SC	0	\$205.04
33186	TOKOROA CITY	12/31/1976	Active	29	2	3	-1	-3.33%	30	4	0			N	MC,SC	0	\$340.43
Exc Award (.06/30/16)																	
23241	WAIHI	09/29/1965	Active	61	12	2	10	19.61%	51	4	0			N	MC,SC	0	\$669.06
40376	WELCOME BAY L C	09/15/1981	Active	33	6	3	3	10.00%	30	2	0			N	MC,SC	0	\$464.26
23242	WHAKATANE	09/19/1961	Active	11	1	1	0	0.00%	11	51	0		2	N	M,MC,SC	0	\$107.91
34228	WHAKATANE KOPEOPEO	06/28/1977	Active	20	1	4	-3	-13.04%	23	7	0			N	M,MC,SC	0	\$597.12
52875	WHAKATANE SUNSHINE COAST	04/13/1992	Active	11	0	2	-2	-15.38%	13	2	0				M,MC,SC	0	\$291.37

Clubs Cancelled Previous Fiscal Year – Clubs Cancelled within last 12 months may be reinstated

Club Number	Club Name	Charter Date	Current Status*	Cancellation Date
23226	ROTORUA GEYSERLAND	11/16/1970	Cancelled(6*)	01/31/2017
23225	ROTORUA HOST	11/22/1958	Cancelled(6*)	01/29/2017

Current Total Clubs Count	YTD New Clubs Count	YTD Cancelled Clubs Count	YTD Net Club Gain	Current Total Members Count	YTD Add	YTD Drop	YTD Net Growth	YTD Net Growth %	Member Count 12 Months Ago	Average Member Count Per Club	% of Clubs with less than 20 members	% No MMR in 3 Months	% No Officer Report in 12 Months	% of Clubs with balance 90+ days	Number of Clubs in Status Quo	% Status Quo Clubs in Financial Suspension	Number of Cancelled Clubs	Average Cancelled Club Age	Members Lost Due to Cancellation	% of Clubs Cancelled for Non-Financial Reasons
60	0	0	0	1,705	176	203	-27	-1.56%	1,728	28	15%	2%	0%	0%	0	0%	0	0	0	0%





# Club Health Assessment for District 202 L through June 2018

			Status	Membership						Reports				Finance	LCIF		
Club Number	Club Name	Charter Date		Current Member Count	YTD Members Added	YTD Members Dropped	YTD Net Growth	YTD Net Growth%	Member Count 12 Months Ago	Avg. length of service for dropped members	Months Since Last MMR ***	Yrs. Since Last Officer Report	President Rotation	Vice President Reported	Months Since Last Activity Report ***	Account Balance	Donations for current Fiscal Year
			Number of times on status quo within last two years	If below 15 members appears				If net loss is greater than 20% appears			If no report in 3 months appears in red	When more than one year appears in	Number of repeat terms	Notes the officers that do not have an active	If no report in 12 months appears in red		

\* - P - Priority Club. Cancellation Reasons: 1-Objectives/conduct, 2-Non-active club, 5-Non-existing club, 6-Disbanding, 7-Merger, 8-Financial Suspension, 9-District/Multiple District Dues.

\*\* - Abbreviation: P-President, S-Secretary, T-Treasurer, M-Member Chairperson, VP-First Vice President, MC-Communications Chairperson, SC-Service Chairperson

\*\*\* - Abbreviation: N/R - Never reported using the Lions Clubs website, N/A - Not applicable, No password registered for the Lions Clubs website.

\*\*\*\* - Abbreviation: N - New, IP - Immediate Past, R - Repeat.





# Club Health Assessment for District 202 M through June 2018

Club Number	Club Name	Charter Date	Status	Membership							Reports					Finance	LCIF
				Current Member Count	YTD Members Added	YTD Members Dropped	YTD Net Growth	YTD Net Growth%	Member Count 12 Months Ago	Avg. length of service for dropped members	Months Since Last MMR ***	Yrs. Since Last Officer Report	President Rotation	Vice President Reported	Months Since Last Activity Report ***	Account Balance	Donations for current Fiscal Year
			Number of times on status quo within last two years	If below 15 members appears				If net loss is greater than 20% appears			If no report in 3 months appears in red	When more than one year appears in	Number of repeat terms	Notes the If no report in 12 months do not have appears in an active			
<b>Clubs less than two years old</b>																	
131776	Wairarapa Ruamahanga	06/26/2017	Active	17	3	8	-5	-22.73%	22	1	0			M,VP,MC,SC	0		
<b>Clubs more than two years old</b>																	
32296	AOTEA RAILWAY	05/25/1976	Active	5	0	2	-2	-28.57%	7	4	0		3	M,VP,MC,SC	2		
127747	Aotearoa	06/07/2016	Active	12	2	12	-10	-45.45%	22	2	0		3	M,VP,MC,SC	0		
23156	CARTERTON	09/18/1969	Active	43	1	1	0	0.00%	43	6	0		2	N VP,MC,SC	1		\$2956.52
53016	CARTERTON CENTRAL	05/01/1992	Active	27	1	0	1	3.85%	26		0			MC,SC	0		\$367.65
23157	DANNEVIRKE HOST	02/21/1962	Active	42	6	4	2	5.00%	40	19	0		None	N P,M,MC,SC	0		
23159	EASTBOURNE	06/06/1972	Active	21	2	2	0	0.00%	21	4	1			N VP,MC,SC	0		\$719.42
23162	FEATHERSTON	10/16/1968	Active	17	4	5	-1	-5.56%	18	3	1			N VP,SC	12		\$362.32
23163	GISBORNE HOST	09/18/1961	Active	21	2	4	-2	-8.70%	23	5	0			N M,MC,SC	14		\$161.76
32750	GISBORNE WAINUI	09/09/1976	Active	23	0	0	0	0.00%	23		0			N VP,MC,SC	1		\$2068.56
23165	GREYTOWN	11/13/1972	Active	28	2	9	-7	-20.00%	35	6	0			N M,MC,SC	0		\$359.71
32294	HASTINGS HERETAUNGA	05/21/1976	Active	13	2	0	2	18.18%	11		0		2	VP,MC,SC	0		
23166	HASTINGS HOST	10/11/1961	Active	44	3	3	0	0.00%	44	16	0		None	N P,MC,SC	1		
52874	HASTINGS PIONEER	04/14/1992	Active	33	3	3	0	0.00%	33	7	0			N T,VP,MC,SC	0		\$212.71
23168	JOHNSONVILLE	03/25/1969	Active	20	4	2	2	11.11%	18	14	0			N SC	0		\$341.02
66683	KAPAKAPANUI	10/09/2002	Active	18	2	0	2	12.50%	16		0		2	N MC,SC	0		
23254	KAPITI	05/16/1963	Active	31	1	6	-5	-13.89%	36	14	0			N MC,SC	0		\$-212.71
41388	KAPITI PAKEKE	05/25/1982	Active	27	3	1	2	8.00%	25	15	0			N MC,SC	7		
23169	KARORI	05/06/1969	Active	43	3	11	-8	-15.69%	51	3	0			N T,VP	0		\$1993.61
Exc Award (,06/30/16,06/30/17)																	
30619	LEVIN WAIIOPEHU	04/16/1975	Active	18	3	0	3	20.00%	15		0			N VP,MC,SC	0		
23170	LOWER HUTT HOST	12/07/1960	Active	33	1	1	0	0.00%	33	3	0		2	M,MC,SC	0		
23258	MANA	12/12/1972	Active	46	5	4	1	2.22%	45	5	0			N MC,SC	0		\$316.18
Exc Award (,06/30/16)																	





# Club Health Assessment for District 202 M through June 2018

			Status	Membership							Reports					Finance		LCIF
Club Number	Club Name	Charter Date		Current Member Count	YTD Members Added	YTD Members Dropped	YTD Net Growth	YTD Net Growth%	Member Count 12 Months Ago	Avg. length of service for dropped members	Months Since Last MMR ***	Yrs. Since Last Officer Report	President Rotation	Vice President Reported	Months Since Last Activity Report ***	Account Balance	Donations for current Fiscal Year	
			Number of times on status quo within last two years	If below 15 members appears					If net loss is greater than 20% appears			If no report in 3 months appears in red	When more than one year appears in	Number of repeat terms	Notes the If no report in 12 months do not have appears in an active			
23173	MARTINBOROUGH	02/15/1966	Active	38	2	5	-3	-7.32%	41	8	1			N	P,VP,MC,SC	6		
53302	MASTERTON HOLDSWORTH	06/05/1992	Active	24	5	9	-4	-14.29%	28	12	0			N	VP,MC,SC	0	\$110.25	
23172	MASTERTON HOST WAIPOUA	11/16/1957	Active	23	0	2	-2	-8.00%	25	16	0			N	VP,MC,SC	0		
23174	NAPIER HOST	07/19/1961	Active	27	3	3	0	0.00%	27	17	0				VP,MC,SC	0	\$364.96	
53060	NAPIER SPIRIT	05/08/1992	Active	25	1	1	0	0.00%	25	0	0				MC,SC	0		
23177	NORSEWOOD	12/29/1972	Active	18	0	1	-1	-5.26%	19	45	1			N	MC,SC	1	\$217.73	
123003	Otaki	08/25/2014	Active	22	2	2	0	0.00%	22	2	0				MC,SC	1		
23178	PAHIATUA	03/06/1963	Active	18	0	1	-1	-5.26%	19	14	0			N	MC,SC	10		
53371	PAHIATUA & WOODVILLE T DIST LC	06/15/1992	Active	17	0	4	-4	-19.05%	21	7	0			N	MC,SC	0	\$702.20	
23179	PETONE	03/21/1962	Active	11	0	1	-1	-8.33%	12	29	0		2		VP,MC,SC	0	\$107.91	
23180	RIDDIFORD	04/18/1973	Cancelled(6*)	0	0	7	-7	-100.00%	7	24	0		None			24+		
23181	RIMUTAKA	09/29/1972	Active	26	1	1	0	0.00%	26	13	0			N	T,MC,SC	3	\$347.22	
29155	SILVERSTREAM	04/12/1974	Active	28	4	4	0	0.00%	28	12	0			N	MC,SC	0	\$850.00	
30744	TAKAPAU	05/12/1975	Active	33	4	3	1	3.13%	32	6	0			N	VP,MC,SC	1	\$229.11	
120425	Taradale	09/26/2013	Active	22	2	4	-2	-8.33%	24	3	0				MC,SC	0		
23279	TAWA	02/16/1966	Active	30	3	1	2	7.14%	28	3	0			N	VP,MC,SC	0	\$359.71	
Exc Award (.06/30/16)																		
34551	TITAH BAY	10/14/1977	Active	17	0	1	-1	-5.56%	18	22	1		2	N	P,M,VP,MC,SC	0	\$1027.40	
23281	WAIKANAE	07/12/1973	Active	47	1	4	-3	-6.00%	50	18	0			N	MC,SC	0	\$457.25	
54496	WAIKANAE PARAWAI	05/25/1993	Active	6	0	10	-10	-62.50%	16	12	2			N	S,M,VP,MC,SC	0		
23188	WAINUIOMATA	05/10/1965	Active	16	2	0	2	14.29%	14		0		2	N	M,MC,SC	0		
53089	WAINUIOMATA PENCARROW	05/07/1992	Active	20	1	3	-2	-9.09%	22	12	0		2		T,M,VP,MC,SC	0		
23189	WAIPAWA DISTRICT L C	05/16/1968	Active	28	4	6	-2	-6.67%	30	3	0			N	MC,SC	2	\$197.18	
23191	WAIROA	10/06/1966	Cancelled(6*)	0	0	14	-14	-100.00%	14	23	0		None	N		2		
53551	WAIROA LIGHTHOUSE	07/28/1992	Active	26	4	4	0	0.00%	26	4	1			N	MC,SC	1		





## Club Health Assessment for District 202 M through June 2018

			Status	Membership							Reports				Finance	LCIF	
Club Number	Club Name	Charter Date		Current Member Count	YTD Members Added	YTD Members Dropped	YTD Net Growth	YTD Net Growth%	Member Count 12 Months Ago	Avg. length of service for dropped members	Months Since Last MMR ***	Yrs. Since Last Officer Report	President Rotation	Vice President Reported	Months Since Last Activity Report ***	Account Balance	Donations for current Fiscal Year
			Number of times on status quo within last two years	If below 15 members appears				If net loss is greater than 20% appears			If no report in 3 months appears in red	When more than one year appears in	Number of repeat terms		Notes the officers that do not have an active	If no report in 12 months appears in red	
23192	WELLINGTON HOST	10/20/1958	Active	17	3	4	-1	-5.56%	18	3	0			N	MC,SC	0	\$416.67
23194	WELLINGTON NORTH INC LC	05/16/1968	Active	14	1	1	0	0.00%	14	16	0				VP,MC,SC	0	
23196	WOODVILLE	06/13/1966	Active	36	3	5	-2	-5.26%	38	23	1			N	M,MC,SC	3	

Clubs Cancelled Previous Fiscal Year – Clubs Cancelled within last 12 months may be reinstated

Club Number	Club Name	Charter Date	Current Status*	Cancellation Date
75905	HAVELOCK NORTH VILLAGE	06/23/2003	Cancelled(6*)	06/30/2017
34225	ISLAND BAY	06/28/1977	Cancelled(6*)	06/30/2017

Current Total Clubs Count	YTD New Clubs Count	YTD Cancelled Clubs Count	YTD Net Club Gain	Current Total Members Count	YTD Add	YTD Drop	YTD Net Growth	YTD Net Growth %	Member Count 12 Months Ago	Average Member Count Per Club	% of Clubs with less than 20 members	% No MMR in 3 Months	% No Officer Report in 12 Months	% of Clubs with balance 90+ days	Number of Clubs in Status Quo	% Status Quo Clubs in Financial Suspension	Number of Cancelled Clubs	Average Cancelled Club Age	Members Lost Due to Cancellation	% of Clubs Cancelled for Non-Financial Reasons
47	0	2	-2	1,171	99	179	-80	-6.39%	1,251	25	34%	0%	0%	0%	0	0%	2	75	21	100%

\* - P - Priority Club. Cancellation Reasons: 1-Objectives/conduct, 2-Non-active club, 5-Non-existing club, 6-Disbanding, 7-Merger, 8-Financial Suspension, 9-District/Multiple District Dues.

\*\* - Abbreviation: P-President, S-Secretary, T-Treasurer, M-Member Chairperson, VP-First Vice President, MC-Communications Chairperson, SC-Service Chairperson

\*\*\* - Abbreviation: N/R - Never reported using the Lions Clubs website, N/A - Not applicable, No password registered for the Lions Clubs website.

\*\*\*\* - Abbreviation: N - New, IP - Immediate Past, R - Repeat.